



FOR LEASE



-



FULLY
LEASED



The Mobi Building [DEMO]

1345 Third Street Promenade
Santa Monica, California 90401

Property Highlights

- 41-story, ±616,938 RSF, premier office tower located in the heart of the Financial District
- Institutional ownership and management
- LEED® EBOM Gold certified building
- 3-story historical Conservatory with fountain and seating for tenant enjoyment

OFFERING SUMMARY

Lease Rate:	N/A
Number of Units:	18
Available SF:	Fully Leased
Lot Size:	0.5 Acres
Building Size:	500,000 SF
NOI:	\$4,774,709.00
Cap Rate:	9.55%
Traffic Count:	25000

DEMOGRAPHICS

	0.25 MILES	0.5 MILES	1 MILE
Total Households	2,442	10,717	50,175



Chris Jackson
CEO | 818.933.2368
cjackson@naicapital.com | CalDRE #01255538






FOR LEASE



-



FULLY
LEASED



Chris Jackson
 CEO | 818.933.2368
 cjackson@naicapital.com | CalDRE #01255538



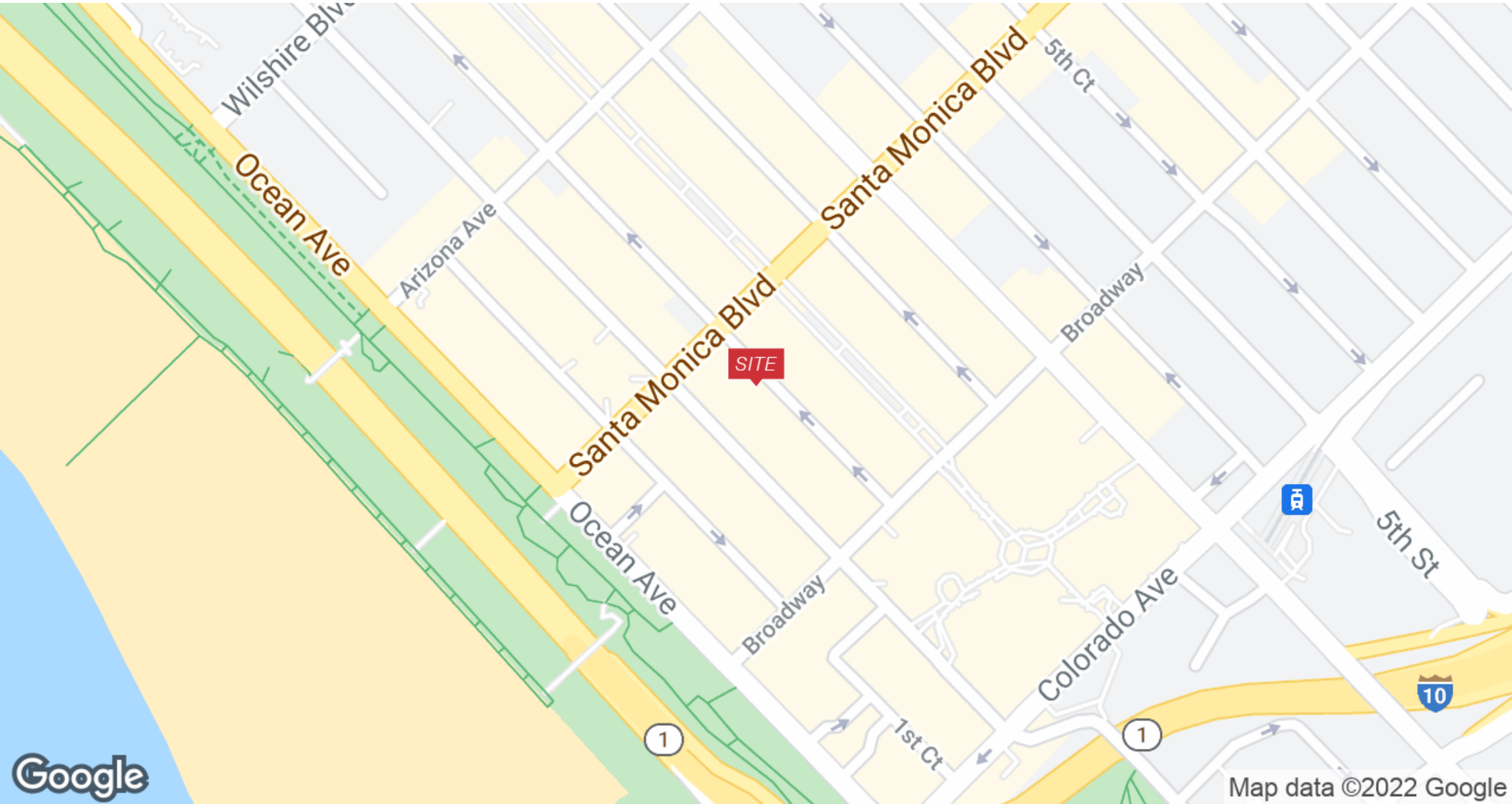
FOR LEASE



-



FULLY
LEASED



Map data ©2022 Google



www.naicapital.com

Chris Jackson

CEO | 818.933.2368

cjackson@naicapital.com | CalDRE #01255538

No warranty, express or implied, is made as to the accuracy of the information contained herein. This information is submitted subject to errors, omissions, change of price, rental or other conditions, withdrawal without notice, and is subject to any special listing conditions imposed by our principals. Cooperating brokers, buyers, tenants and other parties who receive this document should not rely on it, but should use it as a starting point of analysis, and should independently confirm the accuracy of the information contained herein through a due diligence review of the books, records, files and documents that constitute reliable sources of the information described herein. Logos are for identification purposes only and may be trademarks of their respective companies. NAI Capital, Inc. CAL DRE Lic. #02130474



FOR LEASE



-

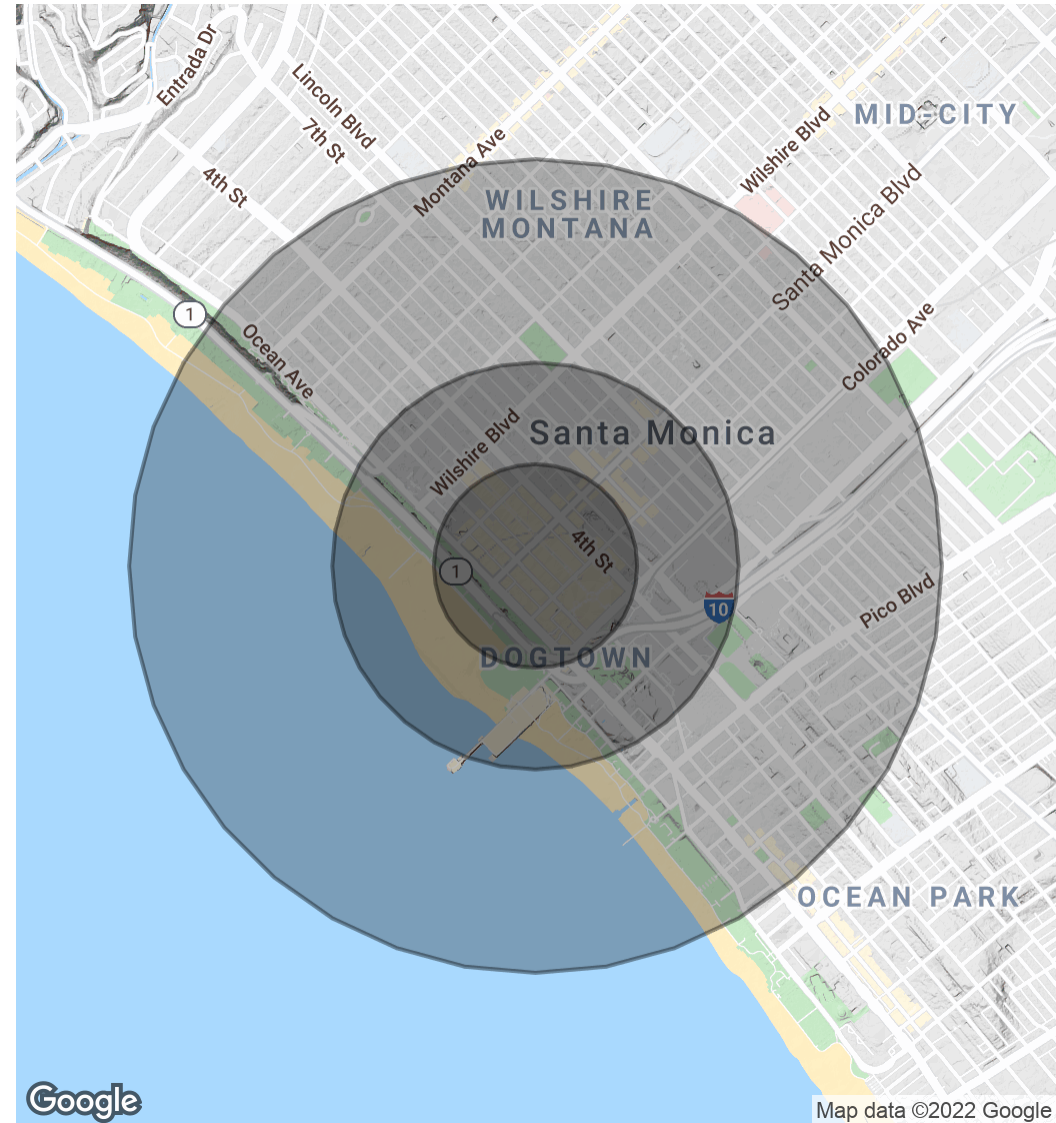


FULLY
LEASED

POPULATION	0.25 MILES	0.5 MILES	1 MILE
Total Population	6,668	26,974	97,166
Average Age	41.2	39.0	38.0
Average Age (Male)	38.9	37.9	38.2
Average Age (Female)	43.7	40.6	37.9

HOUSEHOLDS & INCOME	0.25 MILES	0.5 MILES	1 MILE
Total Households	3,442	13,717	52,175
# of Persons per HH	1.9	2.0	1.9
Average HH Income	\$60,872	\$73,347	\$95,378
Average House Value	\$799,399	\$779,222	\$855,431

* Demographic data derived from 2010 US Census



Google

Map data ©2022 Google



Chris Jackson

CEO | 818.933.2368

cjackson@naicapital.com | CalDRE #01255538